

Chapter 13

Bimini Top Fitting, Rail Fitting



TOP SLIDE casted AISI 316

ITEM NO.	Tube O.D.	Pin size	Weight
009700	19mm(3/4")	6mm	60g
009729	20mm(25/32")	6mm	60g
009701	22mm(7/8")	6mm	130g
009736	25mm(1")	6mm	110g
009713	30mm(1-3/16")	6mm	114g
009714	32mm(1-17/64")	6mm	123g



HEAVY DUTY TOP SLIDE casted AISI 316

ITEM NO.	Tube O.D.	Weight
009701H	22mm(7/8")	120g
009736H	25mm(1")	173g
009713H	30mm(1-3/16")	115g
009714H	32mm(1-17/64")	125g



HEAVY DUTY TOP CAP casted AISI 316

ITEM NO.	Tube O.D.	Weight
009705H	22mm(7/8")	112g
009740H	25mm(1")	125g
009788H	30mm(1-3/16")	145g
009789H	32mm(1-17/64")	150g



TOP CAP casted AISI 316

ITEM NO.	Tube O.D.	Eye	Weight/g
009704	19mm(3/4")	6mm	83
009737	20mm(25/32")	6mm	83
009705	22mm(7/8")	6mm	115
009740	25mm(1")	6mm	100
009788	30mm(1-3/16")	6mm	150
009789	32mm(1-17/64")	6mm	150



TOP SLIDE casted AISI 316

Ideal for installing bimini tops stringers for fender racks or wherever a rail mounted hinge is commonly needed

ITEM NO.	Tube O.D.	Weight/g
009784	20mm(25/32")	193
009780	22mm(7/8")	176
009781	25mm(1")	160
009783	30mm(1-3/16")	200
009782	32mm(1-1/4")	240
009911	45mm(1-3/4")	360



TOP SLIDE WITH CLEVIS PINS casted AISI 316

two halves slide together and interlock so these fittings can be mounted without disassembling the rail. stringers for fender racks or wherever a rail - mounted hinge is commonly needed.

ITEM NO.	Tube O.D.	Weight/g
009780H	22mm(7/8")	190
009781H	25mm(1")	190
009783H	30mm(1-3/16")	200
009782H	32mm(1-17/64")	255

Chapter 13

Bimini Top Fitting, Rail Fitting



TOP CAP ball end casted AISI 316

ITEM NO.	Tube O.D.	Weight
009946	22mm(7/8")	102g
009947	25mm(1")	100g



TOP CAP 90° side mount AISI 316

ITEM NO.	Tube O.D.	Weight
009948	22mm(7/8")	102g
009954	25mm(1")	96g



TOP SLIDE QUICK RELEASE

HANDLE casted AISI 316

ITEM NO.	Tube O.D.	Weight
009674	22mm(7/8")	
009675	25mm(1")	



JAW SLIDE casted AISI 316

special plastic inserts ensure smooth movement & tight rattle free fit. Include pin. Base for top cap with ball end.

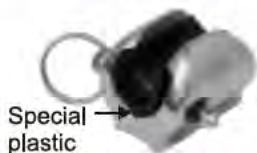
ITEM NO.	Tube O.D.	Weight
009957	22mm(7/8")	130g
009970	25mm(1")	145g



DECK HINGE FLAT casted AISI 316

special plastic inserts ensure smooth movement & tight rattle free fit. Include pin & lanyards. Base for top cap with ball end.

ITEM NO.	Weight/g
009955	81



DECK HINGE CONCAVE casted AISI 316

special plastic inserts ensure smooth movement & tight rattle free fit. Include pin & lanyards.

ITEM NO.	Tube O.D.	Weight
009956	25mm(1")	81g



SLIDE WITH TOP CAP AISI 316

ITEM NO.	L mm	W mm	Tube O.D.	Weight
009628	65	31	25mm(1")	270g

Chapter 13

Bimini Top Fitting, Rail Fitting

NO.004319
All stainless steel
track car



NO.004320
Travel track
L:120cm



SLEEK TRACK SYSTEM

New innovative all stainless steel track system that can be operated by hand or tool. This system offers ultra low profile design with a special positive locking system.

ITEM NO.		
004319	Track car	AISI 316
004320	travel track	AISI 316
004322	End cap	AISI 316

NO.004322
End cap




SLIDE WITH STOP END stamped AISI 304

ITEM NO.	L mm	W mm	Weight
009621	65	31	73g



SLIDE WITH STOP END stamped AISI 304

ITEM NO.	L mm	W mm	Weight
009623	65	31	95g



SLIDE WITH STOP END stamped AISI 304 with swivel

ITEM NO.	L mm	W mm	Weight/g
009625	65	31	95
009632	95	41	



REPLACEMENT NYLON CAR LINER

For 32mm(1-1/4") track

ITEM NO.	Weight/g
074001	2



BLOCK WITH SLIDE stamped AISI 304

ITEM NO.	L mm	W mm
009627	65	31



SLIDE WITH ROPE GUIDE stamped AISI 304

ITEM NO.	L mm	W mm	Weight/g
009624	65	31	89



90° DECK HINGE REMOVABLE PIN casted **AISI 316**

ITEM NO.	Base mm	Weight/g
009897	60x20(2-3/8"x25/32")	99



DECK HINGE 90° casted **AISI 316**

ITEM NO.	Base mm	Bolt mm	Weight/g
009732	60x20	6	93



ANGLE BASE DECK HINGE casted **AISI 316**

ITEM NO.	Base mm	Bolt mm	Weight/g
009734	60x20	6	100



ANGLE WITH REMOVABLE PIN casted **AISI 316**

ITEM NO.	Base mm	Weight/g
009986	60x20	97



CONCAVE BASE DECK HINGE casted **AISI 316**

ITEM NO.	Base	Pin	Weight/g
009743	3/4"x2-1/4"(19x57mm)	1/4"	96



CONCAVE BASE DECK HINGE WITH REMOVABLE PIN casted **AISI 316**

ITEM NO.	Base	Pin	Weight/g
009913	3-1/4x2-1/4"(19x57mm)	1/4"	97



SIDE MOUNT HINGE casted **AISI 316**

ITEM NO.	Base mm	Bolt mm	Weight/g
009731	50x23	6	67

Chapter 13

Bimini Top Fitting, Rail Fitting



HEAVY DUTY SIDE MOUNT DECK HINGE

casted **AISI 316**

ITEM NO.	Base	Pin size	Weight/g
009894	1-7/8"x2-13/16"(47x71mm)	5/16"	145



DECK HINGE casted **AISI 316**

ITEM NO.	Base	Weight/g
009710	2-1/4"x1-5/8"(57x41mm)	110



LIFE LINE BASE casted **AISI 316**

ITEM NO.	Base	Fastener	Weight
009895	2-7/16"x1-1/2"(90x36mm)	#10	80g



TUBE JOINT **AISI 304**

for tube inside Φ 18mm

ITEM NO. **009987**



UNIVERSAL DECK HINGE casted **AISI 316**

ITEM NO.	Base	Weight/g
009712	3-1/4"x1"(82x25mm)	135



UNIVERSAL DECK HINGE Casted **AISI 316**

ITEM NO.	L mm	W mm	H mm	Weight
009912	70	25	45	180g



QUICK RELEASE BIMINI TOP HINGE casted **AISI 316**

ITEM NO.	Weight/g
009981	127

Chapter 13

Bimini Top Fitting, Rail Fitting



CAP WITH THREAD

casted **AISI 316**

ITEM NO.	Tube O.D.		Weight/g
009974L	25mm(1")	Left thread	140
009974R	25mm(1")	Righ thread	140



BIMINI HINGE FOR TUBE casted **AISI 316**

ITEM NO. Tube O.D. Weight/g

009904	20mm(25/32")	180
009905	22mm(7/8")	190
009906	25mm(1")	240



FLUSH BIMINI FITTING casted **AISI 316**

with jaw and bolt.

ITEM NO.	L mm	W mm
009985	48	29



BIMINI HINGE FOR TUBE casted **AISI 316**

ITEM NO.	Tube O.D.
009677	22mm(7/8")



EXTERNAL SWIVELING JOINT casted **AISI 316**

ITEM NO.	Tube O.D.	Weight/g
009672	22mm(7/8")	
009673	25mm(1")	



BUCKLE FOR WEBBING

stainless steel with nylon bar

ITEM NO.	Size mm	Weight/g
004325	25	13
004330	30	20
004340	40	24
004350	50	28



BUCKLE FOR WEBBING

stainless steel frame with stainless steel bar

ITEM NO.	Size	Weight/g
004343	25mm(1")	29
004344	30mm(1-1/6")	38
004345	40mm(1-37/64")	42
004341	50mm(2")	55

Chapter 13

Bimini Top Fitting, Rail Fitting



GRAB HANDLE CONNECTION casted AISI 316

ITEM NO.	L mm	D mm	Weight/g
009972	75(3")	22(7/8")	220
009973	75(3")	25(1")	230



GRAB HANDLE CONNECTION casted AISI 316

ITEM NO.	L mm	D mm
009978	75(3")	22(7/8")
009979	75(3")	25(1")



GRAB HANDLE CONNECTION Casted AISI 316

ITEM NO.	L mm	D mm	Weight/g
009914	80(3-1/8")	25(1")	230



TOP SLIDE stamped AISI 316

ITEM NO.	Dia mm	Weight/g
009657	25(1")	97




TOP SLIDE stamped AISI 316

ITEM NO.	Dia mm	Weight/g
009652	25(1")	77



TOP SLIDE WITH PLASTIC KNOB stamped AISI 316

ITEM NO.	Dia mm	Weight/g
009654	25(1")	



LEVER BUCKLES stamped AISI 304 (A2)

ITEM NO.	W mm	L mm	Weight/g
002570	25	50	29
002571	40	55	59
002572	50	60	76

Chapter 13

Bimini Top Fitting, Rail Fitting



CANVAS SNAP casted **AISI 316**

ITEM NO.	Amm	B mm	Weight/g
000405	58(2-5/16")	27(1-1/16")	16



WEB SNAP HOOK **AISI 316**

ITEM NO.	Amm	Lmm	Wmm	Weight/g
000404	8	60	30	35



FOOTMAN LOOPS FOR STRAPS

Casted **AISI 316**

ITEM NO.	L mm	Weight/g
008428	28.5	31




STRAP BUCKLES Casted **AISI 316**

ITEM NO.	W mm	Weight/g
008427	25	44



STAINLESS STEEL CABLE WITH TAB

ITEM NO.	Weight/g
009735	8



HANDLE casted **AISI 316**

ITEM NO.	L mm	Weight/g
004503	80	91



NYLON HEAD SCREW

ITEM NO.	Thread	Weight/g
074002	M6	22